

# 2015 LOUISIANA CHILD RESTRAINT OBSERVATION SURVEY RESULTS

-FINAL REPORT-

LHSC Project No. 2015-15-10



Prepared for:

## **LOUISIANA HIGHWAY SAFETY COMMISSION**

**John A. LeBlanc, Executive Director**

Post Office Box 66336

Baton Rouge, Louisiana 70896

Prepared by:

## **PREUSSER RESEARCH GROUP, INC.**

7100 Main Street

Trumbull, CT 06611

and

## **DR. HELMUT SCHNEIDER**

Louisiana State University, ISDS Department

Baton Rouge, LA 70803

**June 2015**

## TABLE OF CONTENTS

INTRODUCTION	1
METHODOLOGY	2
Observation Site Selection	2
Scheduling	3
Data Collection Protocol and Procedures	3
FINDINGS	4
Usage by Age Category	4
Usage by Region	5
Usage by Louisiana State Police Troop Area	6
Front versus Back Seat Usage	6
Trends in Child Restraint Usage	7
CONCLUSIONS	8
Appendix A. Child Restraint Survey Observation Sites	
Appendix B. Child Restraint Survey Data Collection Form	

## **INTRODUCTION**

Preusser Research Group, Inc. (PRG), under contract with the Louisiana Highway Safety Commission (LHSC), conducted an observational survey in May of 2015 to determine child restraint use rates across the State of Louisiana. LHSC sponsored this survey to determine compliance with the state's Child Passenger Safety Law.

The 2015 Child Restraint Survey in Louisiana followed a design prepared by Dr. Helmut Schneider. Dr. Schneider is the Ourso Family Distinguished Professor of Information Systems and Chairman of Information Systems and Decision Sciences at Louisiana State University, Baton Rouge, Louisiana. The Schneider design provided for data to be collected at specified locations throughout eight regions comprising the State of Louisiana.

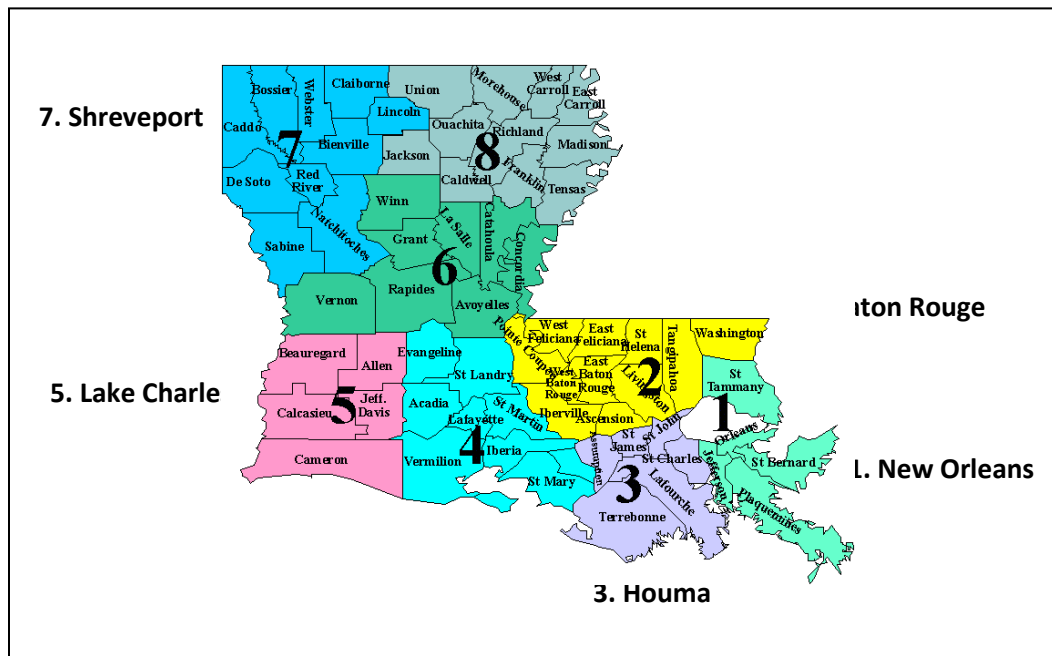
The 2015 survey was the 29th child restraint usage survey (statewide survey) conducted in Louisiana. This was the third year Preusser Research Group was responsible for the observational data collection. The findings from the 2015 survey are presented in this report.

# METHODOLOGY

## Observation Site Selection

Observations took place at the same 69 site locations used in the 2014 survey. These locations were grouped into 8 regions (Figure 1). See Appendix A for a complete listing of sites.

**FIGURE 1: LOUISIANA REGIONS**



PRG provided each observer a site location list and a schedule that included the day of week and times of day to observe. PRG observers used site maps made by observers in 2013 in order to replicate the location to stand while observing and the flow of traffic to observe at each site.

Data collectors observed from locations at or near traffic control devices or entrance/exits of business. In some cases, more than one lane of traffic and direction of travel was observed. PRG instructed observers to carefully position themselves to allow for a safe and unobstructed view inside vehicles while not disturbing the flow of passing traffic.

## **Scheduling**

Observations took place on the same days of week and times of days as in previous survey efforts, in so far as possible. The Louisiana Child Restraint survey was conducted by Applied Technology prior to 2013. PRG discussed details of scheduling with Applied Technology to help develop the 2013 observation schedule and observational protocol in order to closely replicate prior surveys. The 2015 survey was completed using the same survey schedule developed and used in 2013.

## **Data Collection Protocol and Procedures**

Each observation period lasted one hour (60 minutes). Observers wore reflective safety vests at all times during data collection activities. Each observer also carried a letter of identification displaying that the Louisiana Highway Safety Commission commissioned the survey. The letter indicated the purpose of the survey and provided details about the survey dates and times.

Observers determined a child occupant's approximate age, placement in the vehicle (including seat position), and use of a safety restraint device. Observers were provided an explanation of the current child passenger safety law (Table 1) to be knowledgeable under what conditions children are to be restrained in Louisiana. Observers first determined the approximate age group of the child occupant and circled the corresponding age group on the data form (Appendix B). If the child appeared restrained, "Yes" was circled in the "Restrained" column on the data collection form. If a child appeared unrestrained, observers recorded "No" in the "Restrained" column on the form. If a partial determination was made, the observation was recorded as "Undetermined."

Multiple children were often observed in a vehicle. When that was the case, restraint use for the youngest child was recorded first, then information for any additional child occupants was recorded as time/visibility allowed.

**Table 1: Louisiana Child Restraint Requirements**

<b><u>Age Group</u></b>	<b><u>Ages</u></b>	<b><u>Weight</u></b>	<b><u>Facing</u></b>	<b><u>Restraint Device</u></b>
Infant	< 1 year old	< 20 pounds	rear-facing	infant seat
1-3	1, 2, 3	20-39 pounds	forward-facing	child safety seat (with internal harness)
4 & 5	4, 5	40-59 pounds	(not specified)	belt positioning booster seat (backless or high-backed)
6-12	6, 7, 8, 9, 10, 11, 12	60 or more pounds	(not specified)	child booster seat or safety belt

**Child Occupant Seatbelt (R.S. 32:295)** - Children under the age of 6 years or less than 60 lbs. must be in a child restraint system or booster seat that is age and size appropriate, in accordance with manufacturers recommendations. Children 6 to 12 years of age must be restrained by a lap belt, shoulder harness, or an age / size appropriate child safety or booster seat.

## FINDINGS

PRG observers collected the survey data between May 1<sup>st</sup> and May 15<sup>th</sup>, 2015. Ultimately, the survey included data on 2,494 children under the age of 13. Table 2 displays the number of children observed by age and by region across all 69 observation sites.

**TABLE 2. NUMBER OF OBSERVATIONS MADE AND SITES WORKED BY REGION (2015)**

Regions	Number of Sites	Total Observations	Age Unk.	Age <1	Age 1-3	Age 4-5	Age 6-12
1. New Orleans vicinity	15	442	0	47	73	95	227
2. Baton Rouge vicinity	10	413	0	35	61	76	241
3. Houma/Thibodaux vicinity	7	260	0	22	104	67	67
4. Lafayette vicinity	10	265	0	23	108	41	93
5. Lake Charles vicinity	5	190	0	15	57	39	79
6. Alexandria vicinity	7	155	0	11	60	27	57
7. Shreveport vicinity	9	467	0	35	135	160	137
8. Monroe vicinity	6	442	0	47	73	95	227
Total	69	2494	0	208	685	593	1008

### Usage by Age Category

Four out of five (80.5%) of all children included in the survey were restrained (Table 3). The sample error for this estimate was 1.1 percentage points.

Survey data indicated that nearly every child less than one year old was riding in a child safety seat (93.8%). Usage was 100% in four of eight Louisiana regions (Alexandria, Lafayette, Baton Rouge, and Lake Charles) and ranged from a low of 74.6% (Shreveport) to 99.1% (New Orleans) in the other four regions (Table 3).

The survey data indicated that 81.1% of children ages one through three were restrained. Usage among this age group varied across the regions of the State. Child restraint usage ranged from a low of 54.8% in the Caddo Region to a high of 97.6% in the Baton Rouge Region.

Four and five year olds included in this survey were restrained least often (76.2%) compared to both younger and older children (statewide). Survey results by region indicated vast differences between the regions. Survey data indicated the highest observed usage for four and five year olds in the Baton Rouge (91.9%) and New Orleans (90.6%) regions. The observed usage for four and five year olds in the other six regions ranged from a low of 51.8% in the Lafayette Region to a high of 75.2% in the Lake Charles region.

The survey found that the restraint usage rate in Louisiana for children under age six was on average 81.7% with a standard error of 1.2%. Survey data also indicated that 79.7% of children ages six through twelve were using a seat belt.

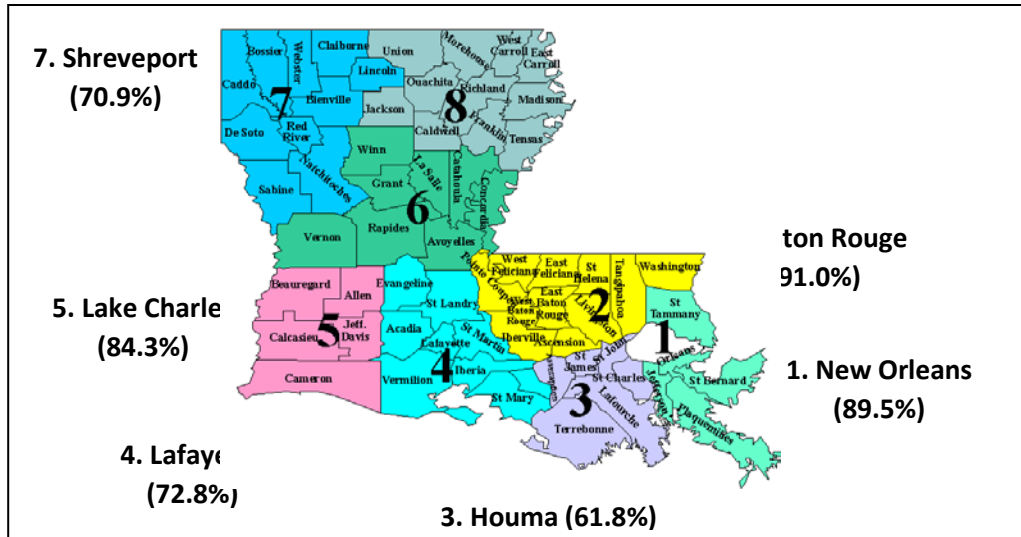
**TABLE 3: CHILD RESTRAINT USAGE ESTIMATES (PERCENT RESTRAINED) AND ASSOCIATED SAMPLE ERROR BY REGION AND AGE CATEGORY (2015) — WEIGHTED DATA.**

Regions	Age < 1	Age 1 to 3	Age 4 & 5	Age 6-12	Age <6	Age <13	Error Age <6	Error Age <13
1. New Orleans	99.1%	90.1%	90.6%	88.1%	92.1%	89.5%	3.1%	2.2%
2. Baton Rouge	100.0%	97.6%	91.9%	88.1%	95.8%	91.0%	1.4%	1.5%
3. Houma/Thibodaux	69.8%	68.4%	66.8%	58.5%	67.9%	61.8%	4.4%	6.1%
4. Lafayette	100.0%	78.1%	51.8%	73.2%	72.3%	72.8%	3.0%	3.1%
5. Lake Charles	100.0%	92.4%	75.2%	82.7%	87.1%	84.3%	3.2%	3.0%
6. Alexandria	100.0%	85.0%	71.1%	71.8%	82.9%	76.0%	2.9%	3.0%
7. Shreveport	74.6%	54.8%	62.5%	76.2%	61.8%	70.9%	3.6%	3.7%
8. Monroe	89.8%	55.0%	68.6%	74.0%	66.4%	71.3%	3.0%	3.0%
<b>Statewide</b>	<b>93.8%</b>	<b>81.1%</b>	<b>76.2%</b>	<b>79.7%</b>	<b>81.7%</b>	<b>80.5%</b>	<b>1.1%</b>	<b>1.1%</b>
Error	1.8%	2.1%	1.9%	1.6%	1.2%	1.1%		

**Usage by Region**

Figure 2 displays that child restraint usage was highest in the Baton Rouge Region (91.0%) followed by the New Orleans Region (89.5%), and then the Lake Charles Region (84.3%). In comparison, the child restraint usage rate was lower in the Alexandria, Lafayette and Shreveport Regions (76.0%, 72.8% and 70.9%, respectively) and much lower in the Houma Region (61.8%)<sup>1</sup>.

**FIGURE 2: CHILD RESTRAINT USAGE (AGE < 13) PER LOUISIANA REGIONS**



<sup>1</sup> Relatively high numbers of toddlers not in child seats were observed in Region 3 – a main contributor to the lower use levels measured. Observer difference, variations in volume, time of month measured could be other contributing factors as well.

**Usage by Louisiana State Police Troop Area**

Child restraint usage varied by Louisiana State Police Troop Area (Table 4). Children under six years of age used restraints most often in the areas covered by Troops A (95.3%) and L (93.9%) and noticeably less in Troop C (68.2%). Troop L had the highest restraint use (91.5%) among the older children ages six through twelve, while Troops C (62.3%) and G (70.9%) had noticeably lower usage.

**TABLE 4: CHILD RESTRAINT USAGE ESTIMATES (PERCENT RESTRAINED) AND ASSOCIATED SAMPLE ERROR  
BY TROOP AND AGE CATEGORY (2015) — WEIGHTED DATA.**

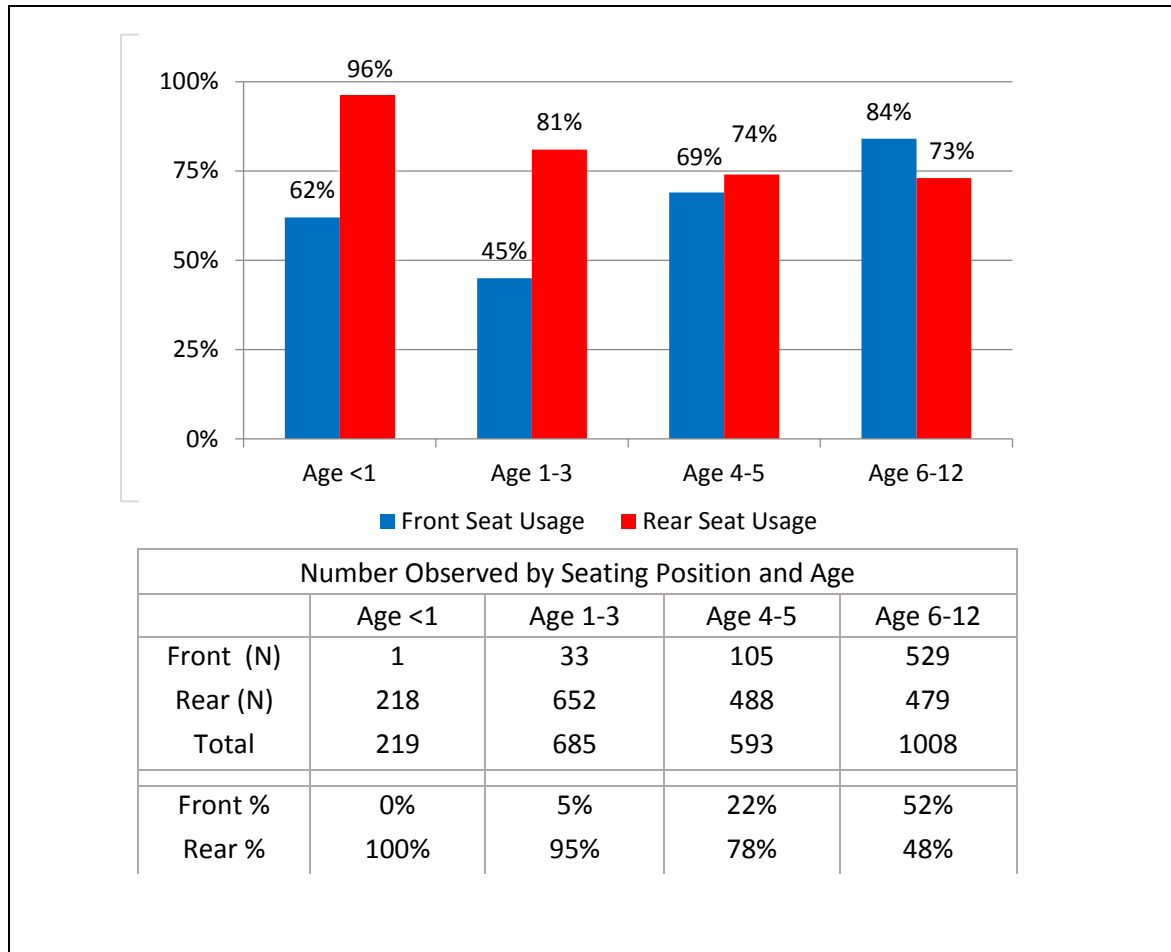
Troop Region	Age < 1	Age 1 to 3	Age 4 & 5	Age 6-12	Age <6	Age <13	Error Age <6	Error Age <13
A (Baton Rouge)	99.5%	97.8%	90.5%	85.8%	95.3%	89.3%	3.1%	2.2%
B (New Orleans)	100.0%	86.2%	90.7%	86.5%	90.7%	88.0%	1.4%	1.5%
C (Houma)	68.0%	72.2%	64.2%	59.0%	68.2%	62.3%	4.4%	6.1%
D (Lake Charles)	100.0%	92.4%	75.2%	82.7%	87.1%	84.3%	3.0%	3.1%
E (Alexandria)	100.0%	85.0%	71.1%	71.8%	82.9%	76.0%	3.2%	3.0%
F (Monroe)	89.8%	55.0%	68.6%	74.0%	66.4%	71.3%	2.9%	3.0%
G (Shreveport)	74.6%	54.8%	62.5%	76.2%	61.8%	70.9%	3.6%	3.7%
I (Lafayette)	100.0%	78.1%	51.8%	73.2%	72.3%	72.8%	3.0%	3.0%
L (Hammond)	96.4%	97.3%	89.5%	90.1%	93.9%	91.5%	3.0%	3.0%
Error	1.8%	2.1%	1.9%	1.6%	1.2%	1.1%		

**Front versus Back Seat Usage**

The 2015 survey results by seating position show that child restraint use for toddlers in front seating positions was very low, 33% (Figure 3). However, it should be noted that there were only 33 toddlers observed in the front seating position. While this is only 5% of all toddlers observed, these cases show that there is a small minority of drivers who have small children in the front seat positions not using a restraint device. There was only one infant observed in the front seating position and this infant was in a child seat.



**FIGURE 3: CHILD RESTRAINT USAGE ESTIMATES BY AGE GROUP AND SEATING POSITION (2015) - WEIGHTED DATA.**



**Trends in Child Restraint Usage**

PRG observers recorded data for 2,494 children in the 2015 survey. This is slightly more than the 2,429 observations made at the same 69 sites for the 2014 survey but substantially higher than the 1,697 observations made at the same 69 sites during the 2011 survey.

Comparing the 2015 survey with the most recent survey (2014) found child safety restraint use for children (less than thirteen years of age) at 0.7 percentage points lower than what was measured in 2014. The estimate for children ages five and younger was 2.2 percentage points lower than the estimate in 2014. Also, child restraint usage among four and five year old children was 1.4 percentage points higher from 2014 estimates. Compared to 2011 and 2013 estimates for restraint use, estimates in 2015 were more consistent with 2013 and 2014 estimates than 2011 estimates. Restraint use for children ages five and younger declined in some regions while it increased in others, but most changes are not statistically significant with the exception of the Houma/Thibodaux Region, which had a 9.6 percentage point increase from 2013 to 2014 but a 25.5 percentage point decrease from 2014 to 2015 and Baton Rouge which had a 5.2% increase. However, the standard error for the Houma/Thibodaux Region is fairly large (4.4%) and thus part of the 25.5 percentage point decline is due to variation. Still, even when compared to 2013 the

decline was 15.9 percentage points for Houma/Thibodaux Region. The restraint usage rate for children ages six through twelve was 79.7% in 2015 compared to 79.6% in 2014, an increase of 0.1 percentage points.

## **CONCLUSIONS**

Preusser Research Group carried out the 2015 child restraint survey. It was the third time PRG was tasked to conduct the survey. The 2015 survey results were more consistent with the 2014 and 2013 results than with the results of the 2011 survey, which was not conducted by Preusser Research Group. The 2013-2015 survey results indicate that there is much more variation between regions than in the surveys between 2007 and 2011. While the difference between the region with the lowest belt usage and the region with the highest belt usage was about 15 percentage points in the surveys from 2007 to 2011, the difference between regions in the 2013-2015 is 30 percentage points.

The results of the 2015 survey indicate that a very high percentage of infants travelling in Louisiana are riding in a child restraint (93.8%). Restraint use is somewhat lower for children ages one through three (81.1%). Four and five year olds were observed least often in a restraint (76.2%). Older children, ages 6 through 12, were using a seat belt 79.7% of the time.

Children are more likely to ride in the front seat as they grow older, and front seat restraint use was higher among older age children. The reverse was true in the rear seat, where younger children were more likely using a restraint in the rear seat. There is still room for improvement in child restraint use in both the front and rear seating positions and this is especially true among children ages four and older. The data indicate that belt usage for children in the front seat is higher than in the back seat, except for a small minority who have toddlers sitting in the front seat. Thus more public awareness of the law requiring belt usage in back seats may help to increase belt usage in the rear.

**APPENDIX A. CHILD RESTRAINT SURVEY OBSERVATION SITES**

## CHILD RESTRAINT OBSERVATION SITES

REGION 1- New Orleans	Address	Description	Day of Week	Time
	300 W Esplanade Ave. Kenner LA	Wal-Mart Supercenter	Th	3:50 - 4:50
	2104 Williams Blvd. Kenner LA	Winn-Dixie Marketplace	Th	2:35 - 3:35
	Veterans Memorial Blvd. Metairie LA	Lakeside Mall--Main Entrance Side	W	3:00 - 4:00
	4500 Veterans Memorial Blvd. Metairie LA	Target	W	5:30 - 6:30
	5901 Airline Highway Metairie LA	Winn-Dixie Marketplace	Tues	5:00 - 6:00
	Veterans Memorial Blvd. Metairie LA	Toys R Us	W	4:10 - 5:10
	5110 Jefferson Highway Harahan LA	Wal-Mart Supercenter	Tues	3:30 - 4:30
	1901 Tchoupitoulas St. New Orleans LA	Wal-Mart Supercenter	Sun	5:00 - 6:00
	5400 Tchoupitoulas St. New Orleans LA	Winn-Dixie Marketplace--Riverside Market	Th	1:00 - 2:00
	Highway 23 Belle Chasse LA	McDonalds	Sun	2:00 - 3:00
	150 Northshore Blvd. Slidell LA	North Shore Square	Mon	1:00 - 2:00
	2985 Gause Blvd. Slidell LA	Winn-Dixie Marketplace	Mon	6:15 - 7:15
	167 Northshore Blvd. Slidell LA	Wal-Mart Supercenter	Mon	2:10 - 3:10
	109 Northpark Blvd. Covington LA	Causeway Place Shopping Center	Mon	3:45 - 4:45
	3414 Highway 190 Mandeville LA	Bed Bath & Beyond	Mon	4:50 - 5:50
<b>REGION 2- Baton Rouge</b>				
	2410 Tanger Blvd. Gonzales LA	Tanger Outlet Center	Sat	10:00 - 11:00
	308 N Airline Highway Gonzales LA	Wal-Mart Supercenter	Sat	11:15 - 12:15
	9401 Cortana Pl. Baton Rouge LA	Mall at Cortana -- Shopping	Sat	12:40 - 1:40
	6401 Bluebonnet Blvd. Baton Rouge LA	Mall of Louisiana -- Shopping	Sat	3:00 - 4:00
	10606 North Mall Drive Baton Rouge LA	Wal-Mart Supercenter	Sat	5:15 - 6:15
	2001 Millerville Road Baton Rouge LA	Target	Sat	6:30 - 7:30
	904 South Range Road Denham Springs LA	Wal-Mart Supercenter	Fri	5:20 - 6:20
	2000 SW Railroad Ave. Ste. 103 Hammond LA	Hammond Square Shopping Mall	Fri	2:30 - 3:30
	2799 West Thomas St. Hammond LA	Wal-Mart Supercenter	Fri	3:40 - 4:40
	3255 LA 1 South Port Allen LA	Wal-Mart Store	Sun	10:20 - 11:20

**REGION 3-  
Houma**

401 N Canal Blvd. Thibodaux LA	Wal-Mart Supercenter	Sat	12:20 -1:20
Highway 308 Thibodaux LA	Rouse's -- Grocery	Sat	11:15 - 12:15
13001 Highway 90 Boutte LA	Wal-Mart Supercenter	Sat	4:00 - 5:00
1803 Louisiana 3125 Gramercy LA	Winn-Dixie	Sat	2:15 - 3:15
5953 W. Park Ave. Houma LA	Southland Mall Shopping Center	Sun	11:40 - 12:40
MLK Drive Houma LA	Wal-Mart Supercenter	Sun	10:30 - 11:30
933 Grand Caillou Road Houma LA	Wal-Mart Supercenter	Sat	9:45 - 10:45

**REGION 4-  
Lafayette**

729 Oddfellows Rd. Crowley LA	Wal-Mart Supercenter	Th	2:30 - 3:30
1205 E. Admiral Doyle New Iberia LA	Wal-Mart Supercenter	Fri	3:50 - 4:50
E. Admiral Doyle New Iberia LA	Big K-Mart	Fri	1:45 - 2:45
5725 Johnston St. Lafayette LA	Acadiana Mall	Th	3:45 - 4:45
3142 Ambassador Caffery Lafayette LA	Wal-Mart Supercenter	Wed	6:10 - 7:10
2240 Ambassador Caffery Lafayette LA	Winn-Dixie Marketplace	Wed	4:50 - 5:50
4313 Ambassador Caffery Lafayette LA	Super Target	Th	5:00 - 6:00
1629 Creswell Ln. Opelousas LA	Wal-Mart Supercenter	Sat?	12:40 - 1:40
1400 Rees St. Breaux Bridge LA	Wal-Mart Supercenter	Wed	3:30 - 4:30
3005 Charity St. Abbeville LA	Wal-Mart Supercenter	Fri	12:30 - 1:30

**REGION 5-  
Lake Charles**

1125 North Pine Deridder LA	Wal-Mart Supercenter	Fri	4:30 - 5:30
4060 Ryan St. South Lake Charles LA	Albertsons	Sat	10:00 - 11:00
3415 Highway 14 Lake Charles LA	Wal-Mart Supercenter	Sat	1:45 - 2:45
496 W. Prien Lake Rd. Lake Charles LA	Prien Lake Mall	Sat	11:15 - 12:15
303 Interstate Dr. Jennings LA	Wal-Mart Supercenter	Sat	3:40 - 4:40

**REGION 6-  
Alexandria**

7162 Highway 1 Marksville LA	Wal-Mart Supercenter	Mon	3:00 - 4:00
940 Highway 167 Dry Prong LA	Dollar General Store	Sun	3:30 - 4:30

3437 Masonic Drive Alexandria LA	Alexandria Mall--J.C. Penney	Sun	1:30 - 2:30
2671 S. MacArthur Dr. Alexandria LA	Old Navy	Sun	10:00 -11:00
2050 North Mall Blvd. Alexandria LA	Wal-Mart Supercenter	Sun	12:25 - 1:25
2265 S. MacArthur Drive Alexandria LA	Albertson's	Sun	11:15 - 12:15
2204 South 5th St. Leesville LA	Wal-Mart Supercenter	Fri	3:00 -4:00

**REGION 7 -  
Shreveport**

2536 Airline Highway Bossier City LA	Wal-Mart Supercenter	Tues	3:15 - 4:15
2950 E. Texas St. Bossier City LA	Pierre Bossier Mall	Fri	4:35 - 5:35
390 Plaza Loop Bossier City LA	Louisiana Boardwalk (weekend only)	Sat	12:00 - 1:00
9550 Mansfield Rd Shreveport LA	Wal-Mart Supercenter	Fri	3:00 - 4:00
8400 Millicent Way Shreveport LA	Cinemark Tinseltown	Sat	1:30 - 2:30
1133 St. Vincent St. Shreveport LA	Mall St. Vincent	Fri	4:15 - 5:15
7110 Youree Dr. Shreveport LA	Shreveport Super Target	Fri	5:30 - 6:30
1024 Cut Off Rd. Coushatta LA	Rivertown Market/Dollar General	Tues	3:05 - 4:05
1379 Homer Road Minden LA	Wal-Mart Supercenter	Tues	1:30 - 2:30

**REGION 8-  
Monroe**

184 Old Winnfield Rd. Jonesboro LA	Wal-Mart Supercenter	Mon	3:00 -4:00
6091 Mer Rouge Rd Bastrop LA	Wal-Mart Supercenter	Wed	3:00 - 4:00
1025 Glenwood Dr. West Monroe LA	Wal-Mart	Thurs	3:00 - 4:00
4103 Pecanland Mall Dr. Monroe LA	Monroe Target	Wed	4:45 - 5:45
4700 Milhaven Rd. Monroe LA	Pecanland Mall	Thurs	4:30 - 5:30
1350 Pecanland Plaza Monroe LA	Toys R Us	Thurs	5:40 - 6:40

**APPENDIX B. CHILD RESTRAINT SURVEY DATA COLLECTION FORM**

# CHILD RESTRAINT OBSERVATION DATA COLLECTION FORM

## CHILD RESTRAINT OBSERVATION FORM

LOCATION: \_\_\_\_\_ Cluster #: \_\_\_\_\_ Site #: \_\_\_\_\_

DATE: \_\_\_\_\_ DAY: SU M T W TH F SA

START TIME: \_\_\_\_\_ AM PM END TIME: \_\_\_\_\_ AM PM

OBSERVER: \_\_\_\_\_

	APPROXIMATE AGE				RESTRAINED			SEAT POSITION	
	<1	1-3	4-5	6-12	Y	N	U	F	R
1	<1	1-3	4-5	6-12	Y	N	U	F	R
2	<1	1-3	4-5	6-12	Y	N	U	F	R
3	<1	1-3	4-5	6-12	Y	N	U	F	R
4	<1	1-3	4-5	6-12	Y	N	U	F	R
5	<1	1-3	4-5	6-12	Y	N	U	F	R
6	<1	1-3	4-5	6-12	Y	N	U	F	R
7	<1	1-3	4-5	6-12	Y	N	U	F	R
8	<1	1-3	4-5	6-12	Y	N	U	F	R
9	<1	1-3	4-5	6-12	Y	N	U	F	R
10	<1	1-3	4-5	6-12	Y	N	U	F	R
11	<1	1-3	4-5	6-12	Y	N	U	F	R
12	<1	1-3	4-5	6-12	Y	N	U	F	R
13	<1	1-3	4-5	6-12	Y	N	U	F	R
14	<1	1-3	4-5	6-12	Y	N	U	F	R
15	<1	1-3	4-5	6-12	Y	N	U	F	R
16	<1	1-3	4-5	6-12	Y	N	U	F	R
17	<1	1-3	4-5	6-12	Y	N	U	F	R
18	<1	1-3	4-5	6-12	Y	N	U	F	R
19	<1	1-3	4-5	6-12	Y	N	U	F	R
20	<1	1-3	4-5	6-12	Y	N	U	F	R

	APPROXIMATE AGE				RESTRAINED			SEAT POSITION	
	<1	1-3	4-5	6-12	Y	N	U	F	R
21	<1	1-3	4-5	6-12	Y	N	U	F	R
22	<1	1-3	4-5	6-12	Y	N	U	F	R
23	<1	1-3	4-5	6-12	Y	N	U	F	R
24	<1	1-3	4-5	6-12	Y	N	U	F	R
25	<1	1-3	4-5	6-12	Y	N	U	F	R
26	<1	1-3	4-5	6-12	Y	N	U	F	R
27	<1	1-3	4-5	6-12	Y	N	U	F	R
28	<1	1-3	4-5	6-12	Y	N	U	F	R
29	<1	1-3	4-5	6-12	Y	N	U	F	R
30	<1	1-3	4-5	6-12	Y	N	U	F	R
31	<1	1-3	4-5	6-12	Y	N	U	F	R
32	<1	1-3	4-5	6-12	Y	N	U	F	R
33	<1	1-3	4-5	6-12	Y	N	U	F	R
34	<1	1-3	4-5	6-12	Y	N	U	F	R
35	<1	1-3	4-5	6-12	Y	N	U	F	R
36	<1	1-3	4-5	6-12	Y	N	U	F	R
37	<1	1-3	4-5	6-12	Y	N	U	F	R
38	<1	1-3	4-5	6-12	Y	N	U	F	R
39	<1	1-3	4-5	6-12	Y	N	U	F	R
40	<1	1-3	4-5	6-12	Y	N	U	F	R

Page \_\_\_\_\_ of \_\_\_\_\_



CHILD RESTRAINT OBSERVATION FORM (back)

Cluster #: \_\_\_\_\_ Site #: \_\_\_\_\_

Location: \_\_\_\_\_  
(Street) (Cross Street or other landmark)

Notes: \_\_\_\_\_  
\_\_\_\_\_  
\_\_\_\_\_

Diagram:

